


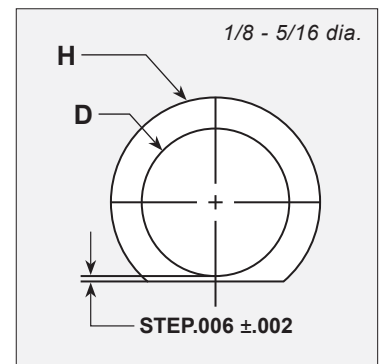
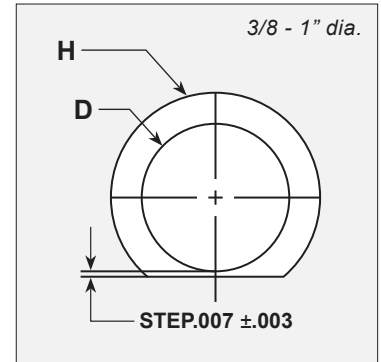
# D-HEAD EJECTOR PINS

## NITRIDED — PARALLEL



- > No machining required.
- > Save time – let us key your pins.

D	Cat. No.	L					H	T
		6"	10"	14"	18"	25"		
		STD.	STD.	STD.	STD.	STD.		
1/8	DPIN12	L06	L10	L14			1/4	1/8
9/64	DPIN14		L10	L14			1/4	1/8
5/32	DPIN15	L06	L10	L14	L18	L25	9/32	5/32
3/16	DPIN18	L06	L10	L14	L18	L25	3/8	3/16
7/32	DPIN21			L14			13/32	3/16
1/4	DPIN25	L06	L10	L14	L18	L25	7/16	3/16
5/16	DPIN31	L06	L10	L14	L18	L25	1/2	1/4
3/8	DPIN37	L06	L10	L14	L18	L25	5/8	1/4
1/2	DPIN50	L06	L10	L14	L18	L25	3/4	1/4
5/8	DPIN62	L06	L10	L14	L18	L25	7/8	1/4
3/4	DPIN75	L06	L10	L14	L18	L25	1	1/4
1	DPIN100	L06	L10	L14	L18	L25	1-1/4	1/4



- > To order, add overall length "L" to Catalog Number. Example: DPIN12L06
- > Other key headed pins not shown are available upon request. Check with our order desk.